







Wheel:

WPPN 1603 2000



Technical data

Diameter		160 mm
Wheel width		50 mm
Hub length		60 mm
Wheel axle diameter		20 mm
Load capacity		250 kg
Weight		0.8 kg



Wheel

Polyamide wheel with roller bearing