







Wheel:

WPRG 1002 5080



Technical data

Diameter		100 mm
Wheel width		35 mm
Hub length		42 mm
Wheel axle diameter		8 mm
Load capacity		150 kg
Weight		0.4 kg



Wheel

Glass fibre reinforced polyamide wheel with grey rubber tyre

(Shore A 65) with one deep groove ball bearing