







Wheel:

WRCN 1003 2000



Technical data

Diameter		100 mm
Wheel width		45 mm
Hub length		48 mm
Wheel axle diameter		15 mm
Load capacity		450 kg
Weight		1.1 kg



Wheel

Cast iron wheel with two deep groove ball bearings