







Wheel:

WRCU 2003 2000



Technical data

| | | |
|---------------------|---|--------|
| Diameter |  | 200 mm |
| Wheel width |  | 50 mm |
| Hub length |  | 60 mm |
| Wheel axle diameter |  | 20 mm |
| Load capacity |  | 600 kg |
| Weight |  | 3.5 kg |



Wheel

Cast iron wheel with bonded-on polyurethane tyre (Shore A 92) with two taper roller bearings