







Wheel:

WTPB 1002 2000



Technical data

Diameter		100 mm
Wheel width		38 mm
Hub length		50 mm
Wheel axle diameter		15 mm
Load capacity		160 kg
Weight		0.3 kg



Wheel

Polyamide wheel with blue rubber tyre
(Shore A 70) with roller bearing