







Wheel:

WTPN 1002 2000



## Technical data

Diameter		100 mm
Wheel width		32 mm
Hub length		50 mm
Wheel axle diameter		15 mm
Load capacity		250 kg
Weight		0.2 kg



## Wheel

Polyamide wheel with roller bearing