







Wheel:

WTPU 1252 5100



## Technical data

Diameter		125 mm
Wheel width		35 mm
Hub length		50 mm
Wheel axle diameter		10 mm
Load capacity		250 kg
Weight		0.3 kg



## Wheel

Polyamide wheel with polyurethane tyre

(Shore A 96) with one deep groove ball bearing