







Wheel:

WTRG 1002 5100



Technical data

Diameter		100 mm
Wheel width		35 mm
Hub length		48 mm
Wheel axle diameter		10 mm
Load capacity		150 kg
Weight		0.4 kg



Wheel

Glass fibre reinforced polyamide wheel with grey rubber tyre

(Shore A 65) with one deep groove ball bearing