







Wheel:

29K150a (35K150a)



## Technical data

Diameter		150 mm
Tread width		32 mm
Hub length		36,5 mm
Wheel axle diameter		8 mm
Load capacity		120 kg
Weight		368 g



## Wheel

thermoplastic elastomer tyre (TPE) iron grey RAL 7011 (Shore A 80)

electrically conductive

plastic wheel centre and tread guard silver grey RAL7001

precision ball bearing

Contact discoloration on unsealed grounds possible!>>