









Swivel castor:
JPPG 1607 1000



Technical data

Diameter		160 mm
Hub length		60 mm
Height		195 mm
Offset		53 mm
Wheel axle diameter		20 mm
Threaded stem size		40 mm
Load capacity		150 kg
Weight		2.7 kg

Technical description

Swivel fork of deep drawn zinc-coated steel,
swivel bearing with double ball race way
and sealing (excluded the bolt hole fixing plate)



Wheel

Polypropylene wheel with grey rubber tyre (Shore A 85) and plain bearing