









Swivel castor with total brake mounted behind:

BPPU 1607 2000



Technical data

Diameter		160 mm
Hub length		60 mm
Height		195 mm
Offset		53 mm
Wheel axle diameter		20 mm
Threaded stem size		40 mm
Load capacity		300 kg
Weight		2.3 kg

Technical description

Swivel fork of deep drawn zinc-coated steel,

swivel bearing with double ball race way and sealing (excluded the bolt hole fixing plate) with a total lock brake



Wheel

Polyamide wheel with polyurethane tyre

(Shore A 96) and roller bearing