









# Swivel castor: JTPU 0805 5000



## Technical data

Diameter		80 mm
Hub length		42 mm
Height		105 mm
Offset		38 mm
Wheel axle diameter		8 mm
Threaded stem size		35 mm
Load capacity		175 kg
Weight		0.9 kg

## Technical description

Swivel fork of deep drawn zinc-coated steel Swivel bearing with double ball raceways and sealing an extra sturdy

plate (4 mm) and fork legs (3.5 mm) for even higher load capacity



## Wheel

Polyamide wheel with polyurethane tyre

(Shore A 96) with one deep groove ball bearing