












Swivel castor:

JTPF 0802 5080



Technical data

Diameter		80 mm
Hub length		42 mm
Height		105 mm
Offset		38 mm
Wheel axle diameter		8 mm
Threaded stem size		32 mm
Top plate dimensions		105 x 86 mm
Top plate hole diameter		9 mm
Dist. between holes		80/77 x 60 mm
Load capacity		120 kg
Weight		0.9 kg

Technical description

Swivel fork of deep drawn zinc-coated steel Swivel bearing with double ball raceways and sealing an extra sturdy

plate (4 mm) and fork legs (3.5 mm) for even higher load capacity



Wheel

Dark grey Polypropylene wheel with grey rubber tyre

(Performa, Shore A 65 - 70) with one deep groove ball bearing