











Swivel castor:

JTPG 2503 6443



## Technical data

|                         |   |                   |
|-------------------------|---|-------------------|
| Diameter                |    | 250 mm            |
| Hub length              |    | 64 mm             |
| Height                  |    | 290 mm            |
| Offset                  |    | 53 mm             |
| Wheel axle diameter     |    | 20 mm             |
| Top plate dimensions    |    | 135 x 110 mm      |
| Top plate hole diameter |    | 11 mm             |
| Dist. between holes     |   | 105 x<br>80/75 mm |
| Load capacity           |  | 340 kg            |
| Weight                  |  | 4.2 kg            |

## Technical description

Swivel fork of deep drawn zinc-coated steel Swivel bearing with double ball raceways and sealing an extra sturdy

plate (4 mm) and fork legs (3.5 mm) for even higher load capacity



## Wheel

Polyamide wheel with grey rubber tyre

(Shore A 85) and two deep groove ball bearings