












Swivel castor with total brake mounted in front:

**BTRB 2503 6443**



## Technical data

Diameter		250 mm
Hub length		64 mm
Height		290 mm
Offset		53 mm
Wheel axle diameter		20 mm
Threaded stem size		50 mm
Top plate dimensions		135 x 110 mm
Top plate hole diameter		11 mm
Dist. between holes		105 x 80/75 mm
Load capacity		475 kg
Weight		4 kg

## Technical description

Swivel fork of deep drawn zinc-coated steel

Swivel bearing with double ball raceways and searing

with total lock brake and an extra sturdy

plate (4 mm) and fork legs (3.5 mm)

for even higher load capacity



## Wheel

Glass fibre reinforced polyamide wheel with black rubber tyre

(Shore A 65) with two deep groove ball bearings