












Swivel castor with total brake mounted behind:

BPCO 1251 5100



Technical data

Diameter		125 mm
Wheel width		35 mm
Hub length		42 mm
Height		156 mm
Offset		32 mm
Wheel axle diameter		8 mm
Top plate dimensions		105x85 mm
Top plate hole diameter		9,6 mm
Dist. between holes		80x60 mm
Brake swivel radius		138 mm
Load capacity		150 kg

Technical description

Swivel fork of deep drawn zinc-coated steel, swivel bearing with double ball race way and sealing (excluded the bolt hole fixing plate) with a total lock brake

Wheel

Composite wheel polypropylene with red noise-reducing

thermoplastic rubber infill with one deep groove ball bearing