







Swivel castor:

JTPF 1603 6443 SP



Technical data

Diameter		160 mm
Wheel width		50 mm
Height		243 mm
Offset		73 mm
Top plate dimensions		150x115 mm
Top plate hole diameter		13 mm
Dist. between holes		120/105x80/60 mm
Load capacity		250 kg

Technical description

Swivel fork of deep drawn zinc-coated steel Swivel bearing with double ball raceways and sealing an extra sturdy

plate (4 mm) and fork legs (3.5 mm) for even higher load capacity

Wheel

Dark grey Polypropylene wheel with grey elastic Performa tyre

(65° - 70° Shore A) with two deep groove ball bearings