









Swivel castor:

JTAU 1255 6150



## Technical data

Diameter		125 mm
Wheel width		38 mm
Height		151 mm
Offset		42,5 mm
Bolt hole diameter		12 mm
Brake swivel radius		134 mm
Load capacity		250 kg
Weight		1.58 kg

## Technical description

Swivel fork of deep drawn zinc-coated steel Swivel bearing with double ball raceways and sealing an extra sturdy

plate (4 mm) and fork legs (3.5 mm) for even higher load capacity



## Wheel

Aluminium wheels with bonded-on polyurethane tyre (Shore A 92) with two deep groove ball bearings and steel collar bushes external diameter 15/20/25 mm to internal 8/10/12 mm. Operating temperatures from -20°C to + 80°C