









Swivel castor with total brake mounted in front:

BWCU 1253 60252



Technical data

| | | |
|-------------------------|---|------------|
| Diameter |  | 125 mm |
| Wheel width |  | 2x25 mm |
| Height |  | 197 mm |
| Offset |  | 60 mm |
| Top plate dimensions |  | 170x170 mm |
| Top plate hole diameter |  | 13 mm |
| Dist. between holes |  | 130x130 mm |
| Load capacity |  | 500 kg |

Technical description

Heavy duty swivel fork for dual wheels, in extra thick pressed and welded steel. With total lock brake and a tapered roller bearing in the swivel head. Black lacquered.

