









Fixed castor:

FWCU 2003 60402



Technical data

Diameter		200 mm
Wheel width		2x40 mm
Height		270 mm
Offset		72 mm
Top plate dimensions		200x200 mm
Top plate hole diameter		17 mm
Dist. between holes		160x160 mm
Load capacity		1600 kg

Technical description

Heavy duty rigid fork for dual wheels, in extra thick pressed and welded steel. Black lacquered.



Wheel

Cast iron wheel with bonded-on polyurethane tyre (Shore A 92) with two taper roller bearings