









Swivel castor:

JWSU 0823 6075



Technical data

| | | |
|-------------------------|---|------------|
| Diameter |  | 82 mm |
| Wheel width |  | 75 mm |
| Height |  | 133 mm |
| Offset |  | 68 mm |
| Top plate dimensions |  | 135x110 mm |
| Top plate hole diameter |  | 13 mm |
| Dist. between holes |  | 105x80 mm |
| Load capacity |  | 940 kg |

Technical description

Heavy duty swivel fork for dual wheels, in extra thick pressed and welded steel. With a tapered roller bearing in the swivel head, black lacquered.



Wheel

heavy-duty polyurethane low height castors