









Swivel castor with total brake mounted behind:

## BPSL 2003 2100GR



### Technical data

Diameter		200 mm
Wheel width		50 mm
Height		235 mm
Offset		80 mm
Top plate dimensions		135x110 mm
Top plate hole diameter		11 mm
Dist. between holes		105x75/80 mm
Load capacity		170 kg

### Technical description

Swivel fork of deep drawn zinc-coated steel,

swivel bearing with double ball race way and sealing (excluded the bolt hole fixing plate) with a total lock brake



### Wheel

grey pneumatic wheel with a metal rim