







Fixed castor:

FLSU 3.00-4



Technical data

Diameter		260 mm
Wheel width		85 mm
Height		307 mm
Offset		55 mm
Top plate dimensions		200x160 mm
Top plate hole diameter		14x26 mm
Dist. between holes		150x115 mm
Load capacity		70 kg



Wheel

Puncture proof yellow polyurethane wheel with grey metal rim