











Swivel castor:

JPPU 1255 7000 BLUE



Technical data

Diameter		125 mm
Wheel width		35 mm
Hub length		48 mm
Height		156 mm
Offset		41 mm
Wheel axle diameter		10 mm
Bolt hole diameter		12.3 mm
Brake swivel radius		138 mm
Load capacity		150 kg
Weight		0.9 kg

Technical description

Swivel fork of deep drawn zinc-coated steel,
swivel bearing with double ball race way
and sealing (excluded the bolt hole fixing plate)



Wheel

Polyamide wheel with polyurethane tyre

(80° Shore A) with one deep groove stainless steel ball bearing