











Swivel castor with total brake mounted behind:

BXPU 1255 7000 BLUE



Technical data

Diameter		125 mm
Wheel width		35 mm
Hub length		48 mm
Height		156 mm
Offset		41 mm
Wheel axle diameter		10 mm
Bolt hole diameter		12.3 mm
Brake swivel radius		138 mm
Load capacity		150 kg
Weight		1.1 kg

Technical description

Swivel fork of deep drawn stainless steel

Swivel bearing with double ball race and sealring
with a total lock brake



Wheel

Polyamide wheel with polyurethane tyre

(80° Shore A) with one deep groove stainless steel ball bearing