












Swivel castor with total brake mounted behind:

## BXPU 0801 7100 BLUE



### Technical data

Diameter		80 mm
Wheel width		35 mm
Hub length		45 mm
Height		105 mm
Offset		38 mm
Top plate dimensions		105 x 85 mm
Top plate hole diameter		9.6 mm
Dist. between holes		80 x 60 mm
Brake swivel radius		108 mm
Load capacity		180 kg
Weight		0.9 kg

### Technical description

Swivel fork of deep drawn stainless steel

Swivel bearing with double ball race and sealing  
with a total lock brake



### Wheel

Polyamide wheel with polyurethane tyre

(80° Shore A) with one deep groove stainless steel ball bearing