












Swivel castor with total brake mounted behind:

## BXPU 1251 7100 BLUE



### Technical data

Diameter		125 mm
Wheel width		35 mm
Hub length		45 mm
Height		156 mm
Offset		41 mm
Top plate dimensions		105 x 85 mm
Top plate hole diameter		9.6 mm
Dist. between holes		80 x 60 mm
Brake swivel radius		138 mm
Load capacity		150 kg
Weight		1 kg

### Technical description

Swivel fork of deep drawn stainless steel

Swivel bearing with double ball race and sealing with a total lock brake



### Wheel

Polyamide wheel with polyurethane tyre

(80° Shore A) with one deep groove stainless steel ball bearing