












Swivel castor: DTPF 1002 5100



Technical data

| | | |
|-------------------------|---|------------------|
| Diameter |  | 100 mm |
| Wheel width |  | 32 mm |
| Hub length |  | 50 mm |
| Height |  | 128 mm |
| Offset |  | 40 mm |
| Top plate dimensions |  | 105 x 85 mm |
| Top plate hole diameter |  | 9 mm |
| Dist. between holes |  | 80/77 x 60 mm |
| Brake swivel radius |  | 134 mm |
| Load capacity |  | 150 kg |
| Weight |  | 1.5 kg |

Technical description

Swivel fork of deep drawn zinc-coated steel
Swivel head with double ball race and sealing
with directional lock



Wheel

Dark grey Polypropylene wheel with grey rubber tyre

(Performa, Shore A 65 - 70) with one deep groove ball bearing