







Wheel:

WLFL 1252 1000



Technical data

Diameter		125 mm
Wheel width		40 mm
Hub length		48 mm
Wheel axle diameter		15 mm
Load capacity		200 kg
Weight		0.3 kg



Wheel

Phenolic wheel with a plain bearing operating temperatures from -40°C to +250°C