







Wheel:

WLFL 2002 1000



Technical data

Diameter		200 mm
Wheel width		50 mm
Hub length		58 mm
Wheel axle diameter		20 mm
Load capacity		300 kg
Weight		0.3 kg



Wheel

Phenolic wheel with a plain bearing operating temperatures from -40°C to +250°C