







Wheel:

W100PT2H



Technical data

Diameter		100 mm
Tread width		38 mm
Hub length		57 mm
Wheel axle diameter		20 mm
Load capacity		340 kg
Weight		1.73 kg



Wheel

Traction wheels with cast iron centre and Colson Thane 93° Shore A tyre with a plain bore with keyway