






Wheel:

W150PT2H



Technical data

Diameter		150 mm
Tread width		38 mm
Hub length		57 mm
Wheel axle diameter		20 mm
Load capacity		730 kg



Wheel

Wheels with a cast iron centre and Colson Thane 93° Shore A tyre and two deep groove ball bearings