






Wheel:

W200PT2H



Technical data

Diameter		200 mm
Tread width		45 mm
Hub length		57 mm
Wheel axle diameter		20 mm
Load capacity		1100 kg



Wheel

Wheels with a cast iron centre and Colson Thane 93° Shore A tyre and two deep groove ball bearings