









Swivel castor:

287a 00G125x KPS

On request



Technical data

Diameter		125 mm
Tread width		2x20 mm
Height		135 mm
Offset		50 mm
Top plate dimensions		65x55 mm
Top plate hole diameter		8 mm
Dist. between holes		41x51 mm
Load capacity		80 kg

Technical description

housing and wheel made of polyamide (PA)

attachments zinc-plated

hard running surface (for soft floors)

Wheel

polyamide black

plain bearing