






Wheel:

W300PT2H



Technical data

Diameter		300 mm
Tread width		45 mm
Hub length		57 mm
Wheel axle diameter		25 mm
Load capacity		1400 kg



Wheel

Wheels with a cast iron centre and Colson Thane 93° Shore A tyre and two deep groove ball bearings