









Swivel castor with wheel locking brake:

287b 00G050x KPS

On request



## Technical data

Diameter		50 mm
Tread width		2x11 mm
Height		60 mm
Offset		17 mm
Top plate dimensions		38x38 mm
Top plate hole diameter		5 mm
Dist. between holes		25x25 mm
Load capacity		40 kg

## Technical description

housing and wheel made of polyamide (PA)

attachments zinc-plated

hard running surface (for soft floors)

## Wheel

polyamide black

plain bearing