






Wheel:

W150CV2H



Technical data

Diameter with flange		150 mm
Wheel width		45 mm
Hub length		57 mm
Wheel axle diameter		20 mm
Load capacity		1000 kg



Wheel

Cast iron V-groove wheels with two deep groove ball bearings