











Swivel castor:

JTAU 1603 6440 R



Technical data

Diameter		160 mm
Wheel width		50 mm
Hub length		60 mm
Height		195 mm
Offset		53 mm
Top plate dimensions		135 x 110 mm
Top plate hole diameter		11 mm
Dist. between holes		105 x 75/80 mm
Brake swivel radius		160 mm
Load capacity		500 kg

Technical description

Swivel fork of deep drawn zinc-coated steel Swivel bearing with double ball raceways and sealing an extra sturdy

plate (4 mm) and fork legs (3.5 mm) for even higher load capacity



Wheel

Aluminium wheels with bonded-on round polyurethane tyre (Shore A 92) with two deep groove ball bearings and steel collar bushes external diameter 15/20/25 mm to internal 8/10/12 mm. Operating temperatures from -20°C to + 80°C