







Swivel castor with wheel locking brake:

287b 00G075x KS02

On request



## Technical data

Diameter		75 mm
Tread width		2x13 mm
Height		81 mm
Offset		24 mm
Stem size		11x20 mm
Load capacity		60 kg

## Technical description

housing and wheel made of polyamide (PA)

attachments zinc-plated

hard running surface (for soft floors)

## Wheel

polyamide black

plain bearing