












Swivel castor with total brake mounted behind:

**BHPF 1251 5100**



## Technical data

Diameter		125 mm
Wheel width		40 mm
Hub length		48 mm
Height		155 mm
Wheel axle diameter		10 mm
Top plate dimensions		115 x 80 mm
Top plate hole diameter		9 mm
Dist. between holes		96/90 x 60/56 mm
Brake swivel radius		99.3 mm
Load capacity		150 kg
Weight		1 kg

## Technical description

Swivel fork of deep drawn zinc-coated and yellow passivated sheet steel swivel bearing with double

ball race way with a sealing and total lock brake ( green brake pedal)



## Wheel

Dark grey Polypropylene wheel with grey rubber tyre

(Performa, Shore A 65 - 70) with one deep groove ball bearing