










Swivel castor with total brake mounted behind:

BPPF 1607 6443



Technical data

| | | |
|---------------------|---|--------|
| Diameter |  | 160 mm |
| Wheel width |  | 50 mm |
| Hub length |  | 64 mm |
| Height |  | 195 mm |
| Offset |  | 53 mm |
| Wheel axle diameter |  | 20 mm |
| Bolt hole diameter |  | 12 mm |
| Load capacity |  | 250 kg |
| Weight |  | 1.2 kg |

Technical description

Swivel fork of deep drawn zinc-coated steel,

swivel bearing with double ball race way and sealing (excluded the bolt hole fixing plate) with a total lock brake



Wheel

Dark grey Polypropylene wheel with grey elastic Performa tyre

(65° - 70° Shore A) with two deep groove ball bearings