








Swivel castor:

288a 34G100v KGC

On request



Technical data

Diameter		100 mm
Tread width		2x16 mm
Height		107 mm
Offset		37 mm
Threaded stem size		M10x25 mm
Load capacity		60 kg
Weight		382 g

Technical description

housing and wheel made of polyamide (PA-RAL 7035)

attachments zinc-plated

Wheel

wheel bandage of polyurethane (PU-RAL 7015)

soft running surface (for hard floors)