






Swivel castor with total brake mounted behind:

## GMF-31C-L10 (Serie/s GM)



### Technical data

Diameter		75 mm
Tread width		25 mm
Hub length		28 mm
Height		99 mm
Offset		32 mm
Bolt hole diameter		11 mm
Brake swivel radius		81 mm
Load capacity		60 kg



### Wheel

TPE tread (Shore A 87)

polypropylene wheel body

thread guard

ball bearing

non-oiling

on request further variants available