






Swivel castor with total brake mounted behind:

GMF-41C-L10 (Serie/s GM)



Technical data

| | | |
|---------------------|---|--------|
| Diameter |  | 100 mm |
| Tread width |  | 25 mm |
| Hub length |  | 30 mm |
| Height |  | 122 mm |
| Offset |  | 32 mm |
| Bolt hole diameter |  | 11 mm |
| Brake swivel radius |  | 90 mm |
| Load capacity |  | 75 kg |



Wheel

TPE tread (Shore A 87)

polypropylene wheel body

thread guard

ball bearing

non-oiling

on request further variants available