











Swivel castor:

GML-41C-P60 (Serie/s GM)



## Technical data

|                         |   |                |
|-------------------------|---|----------------|
| Diameter                |    | 100 mm         |
| Tread width             |    | 25 mm          |
| Hub length              |    | 30 mm          |
| Height                  |    | 122 mm         |
| Offset                  |    | 32 mm          |
| Top plate dimensions    |    | 60x60 mm       |
| Top plate hole diameter |    | 6,5 mm         |
| Dist. between holes     |  | 38x38-48x48 mm |
| Brake swivel radius     |  | 82 mm          |
| Load capacity           |  | 75 kg          |



## Wheel

TPE tread (Shore A 87)

polypropylene wheel body

thread guard

ball bearing

non-oiling

on request further variants available