







Swivel castor with wheel locking brake:

288b 34G100v KS02

On request



## Technical data

Diameter		100 mm
Tread width		2x16 mm
Height		107 mm
Offset		37 mm
Stem size		11x20 mm
Load capacity		60 kg

## Technical description

housing and wheel made of polyamide (PA-RAL 7035)

attachments zinc-plated

## Wheel

wheel bandage of polyurethane (PU-RAL 7015)

soft running surface (for hard floors)