










Swivel castor with total brake mounted behind:

DMF-21C-P60 (Serie/s DM)



Technical data

Diameter		50 mm
Tread width		2x18 mm
Hub length		44 mm
Height		72 mm
Offset		30 mm
Top plate dimensions		60x60 mm
Top plate hole diameter		6,2 mm
Dist. between holes		38x38-48x48 mm
Load capacity		60 kg



Wheel

double wheel

TPE tread (Shore A 87)

polypropylene wheel body

thread guard

ball bearing

non-oiling