







Swivel castor:

DSL-31C-L10 (Serie/s DS)



Technical data

Diameter		75 mm
Tread width		2x25 mm
Hub length		60 mm
Height		99 mm
Offset		31 mm
Bolt hole diameter		10 mm
Brake swivel radius		70 mm
Load capacity		100 kg



Wheel

double wheel

TPE tread (Shore A 87)

polypropylene wheel body

thread guard

ball bearing

non-oiling