











Swivel castor:

## GSL-41G-P95 (Serie/s GS)



### Technical data

Diameter		100 mm
Tread width		32 mm
Hub length		36 mm
Height		135 mm
Offset		43 mm
Top plate dimensions		95x70 mm
Top plate hole diameter		8,5 mm
Dist. between holes		75x50/72x52 mm
Brake swivel radius		93 mm
Load capacity		100 kg



### Wheel

TPE tread (Shore A 87)

polypropylene wheel body

thread guard

plain bearing

non-oiling

on request further variants available