











Swivel castor with total brake mounted behind:

GSF-41G-P95 (Serie/s GS)



Technical data

| | | |
|-------------------------|---------------------------------------------------------------------------------------|----------------|
| Diameter |  | 100 mm |
| Tread width |  | 32 mm |
| Hub length |  | 36 mm |
| Height |  | 135 mm |
| Offset |  | 43 mm |
| Top plate dimensions |  | 95x70 mm |
| Top plate hole diameter |  | 8,5 mm |
| Dist. between holes |  | 75x50/72x52 mm |
| Brake swivel radius |  | 130 mm |
| Load capacity |  | 100 kg |



Wheel

TPE tread (Shore A 87)

polypropylene wheel body

thread guard

plain bearing

non-oiling

on request further variants available